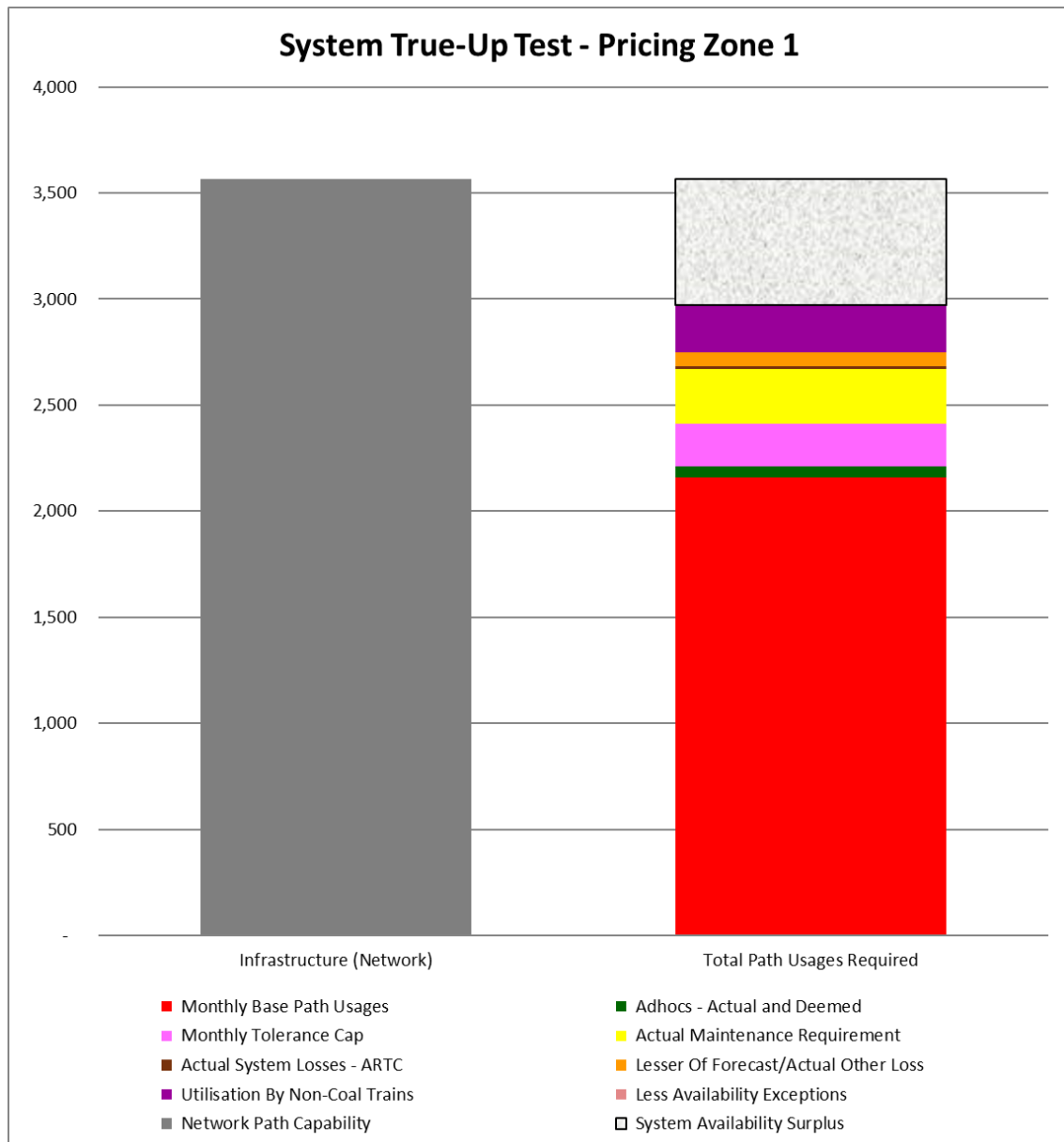
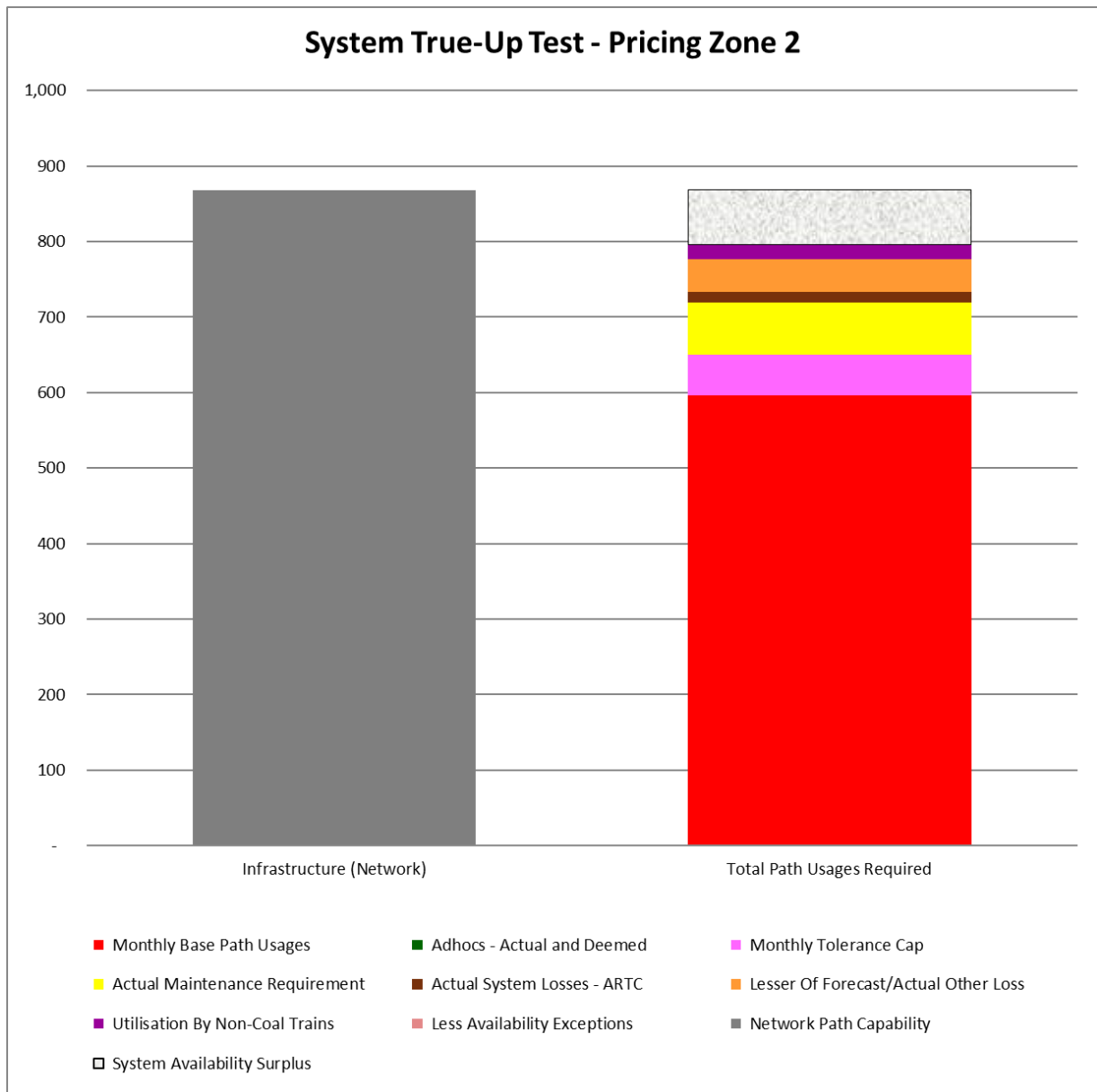


Pricing Zone 1	March 2020	
	Infrastructure (Network)	Total Path Usages Required
Monthly Base Path Usages		2,159
Adhocs - Actual and Deemed		51
Monthly Tolerance Cap		200
Actual Maintenance Requirement		261
Actual System Losses - ARTC		10
Lesser Of Forecast/Actual Other Loss		68
Utilisation By Non-Coal Trains		224
Less Availability Exceptions	-	
Network Path Capability	3,565	
System Availability Surplus		592

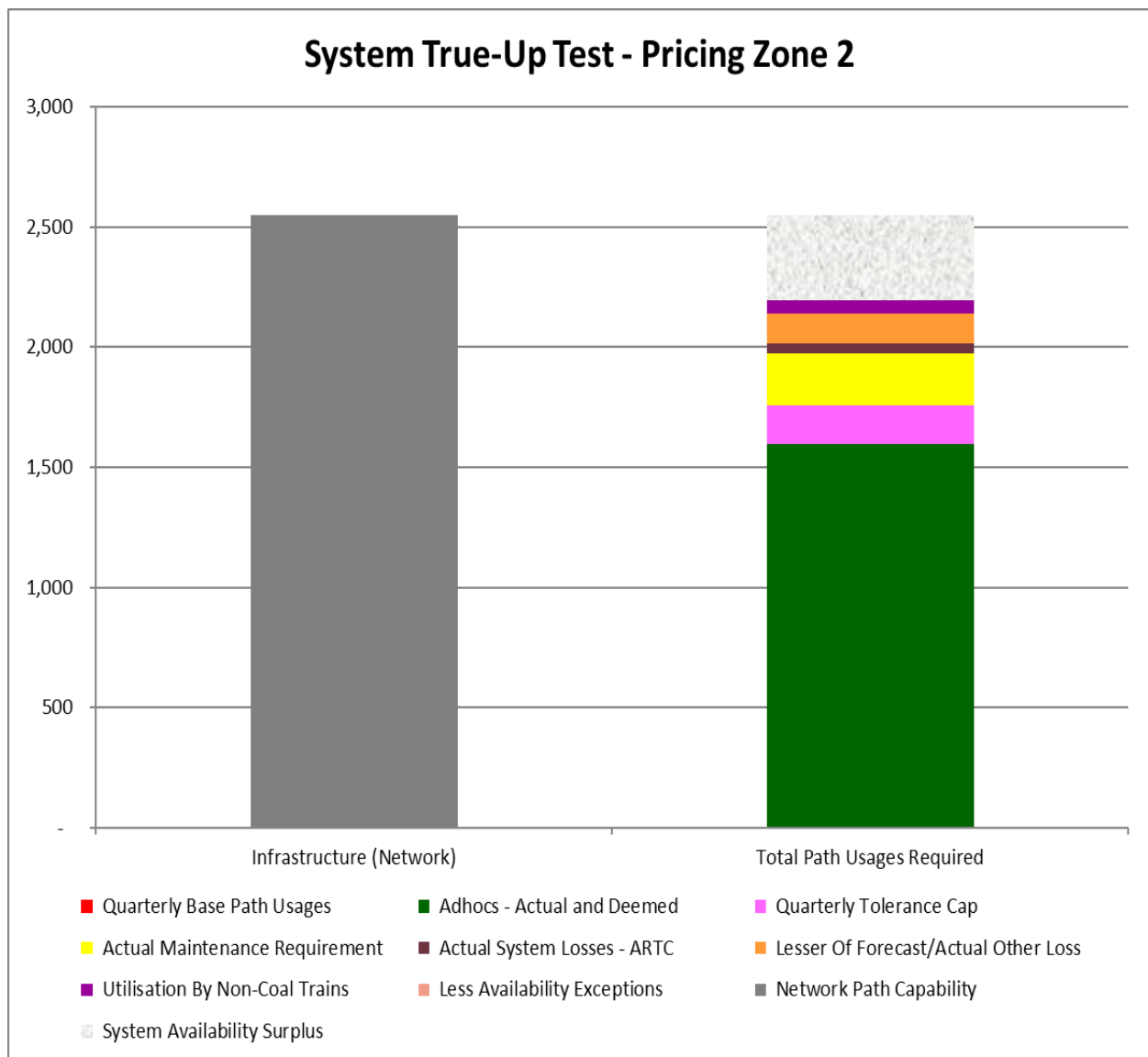


Pricing Zone 2	March	2020
	Infrastructure (Network)	Total Path Usages Required
Monthly Base Path Usages		596
Adhocs - Actual and Deemed		-
Monthly Tolerance Cap		54
Actual Maintenance Requirement		69
Actual System Losses - ARTC		15
Lesser Of Forecast/Actual Other Loss		43
Utilisation By Non-Coal Trains		19
Less Availability Exceptions	-	
Network Path Capability	868	
System Availability Surplus		73



ARTC considers publishing of system true-up test results for Pricing Zone 3 in aggregation will disclose confidential information about an individual access holder. In accordance with Clause 2.7(a) of Schedule 2 of Access Holder Agreements ARTC is not publishing Pricing Zone 3. There is no System Availability Shortfall in Pricing Zone 3.

Pricing Zone 2	Quarter 1	2020
	Infrastructure (Network)	Total Path Usages Required
Quarterly Base Path Usages		-
Adhocs - Actual and Deemed		1,596
Quarterly Tolerance Cap		162
Actual Maintenance Requirement		214
Actual System Losses - ARTC		44
Lesser Of Forecast/Actual Other Loss		121
Utilisation By Non-Coal Trains		57
Less Availability Exceptions	2	
Network Path Capability	2,548	
System Availability Surplus		356



ARTC considers publishing of quarterly system true-up test results for Pricing Zone 1 and Pricing Zone 3 in aggregation will disclose confidential information about an individual access holder. In accordance with Clause 2.7(a) of Schedule 2 of Access Holder Agreements ARTC is not publishing quarterly system true-up test results.

There is no System Availability Shortfall in Pricing Zone 1 and 3.